


Van Zandt County
Monthly Financial & Investment Report
Month Ending December 31, 2019

TO BE RECORDED IN THE JANUARY 22, 2020 MINUTES
OF THE COMMISSIONERS' COURT
BY VAN ZANDT COUNTY CLERK.


SUBMITTED THIS THE 21TH DAY OF JANUARY 2020



Kenny Edwards, Treasurer

The Van Zandt County Commissioners' Court, having reviewed the Treasurer's Report as presented, having taken reasonable steps to ensure its accuracy, and based upon presentations of the Treasurer's Office, does hereby approve the Report, subject to the independent auditor's review and does further order that it be filed with the official minutes of this meeting. {LGC 114.026(c)}

In addition, the below signatures affirm that the Treasurers' Report complies with statutes as referenced. {LGC 114.026(d)}S



Don Kirkpatrick, Van Zandt County Judge




Brandon Brown

Commissioner Precinct #1




Keith Pearson

Commissioner Precinct #3



Virgil Melton, Jr.

Commissioner Precinct #2



Tim West

Commissioner Precinct #4

FUND NAME	CHECKING ACCOUNT	CHECKING AMOUNT	TDOA ACCOUNT	TDOA AMOUNT	FUND TOTAL
2020 010 GENERAL FUND	FIN CLEAR AMERICAN CTY JURY	332,594.20	TDOA MBIA	3,186,231.11	
	FIN CLEAR	3,349.00		1,331.95	3,523,506.26
2020 012 RESERVE FUNDS			TDOA MBIA		
2020 015 SHERIFF CHAPTER 59 FORFEITURE FUND	FIN CLEAR AMERICAN	4,342.60	TDOA MBIA	15,262.12	19,604.72
2020 016 DA FORFEITURE FUND	FIN CLEAR		TDOA MBIA		
	ESCROW #1	3,102.82			
	ESCROW #2				
	ESCROW #3	1,171.32			
	ESCROW #4				
	ESCROW #5	3,717.83			
	ESCROW #6	556.67			
	ESCROW #7				
	ESCROW #8	520.41			
	ESCROW #9	1,019.85			
	ESCROW #10	29,019.94			
	ESCROW #11	651.82			
	ESCROW #12	11,527.93			
	ESCROW #13				
	ESCROW #14				
	ESCROW #15				
	ESCROW #16				
	ESCROW #17				
	ESCROW #18	7,189.97			
	ESCROW #19	1,700.94			
	ESCROW #20	1,536.41			
	ESCROW #21	3,510.53			
	ESCROW #22	6,403.10			
	ESCROW #23	2,306.74			
	ESCROW #24	8,138.58			
	ESCROW #25	12,386.70			
	ESCROW #26				
	ESCROW #27	1,000.40			
	ESCROW #28	2,923.67			
	ESCROW #29	2,711.52			
	ESCROW #30				
	ESCROW #31	537.44			
	ESCROW #32	328.63			
	ESCROW #33				
	ESCROW #34	3,651.49			
	ESCROW #35	9,650.93			
	ESCROW #36	202.66			
	ESCROW #37	3,129.26			
	ESCROW #38				
	ESCROW #39				
	ESCROW #40	1,479.59			
	ESCROW #41				
	ESCROW #42				
	ESCROW #43				
	ESCROW #44				
	ESCROW #45				

FUND NAME	CHECKING ACCOUNT	CHECKING AMOUNT	TDOA ACCOUNT	TDOA AMOUNT	FUND TOTAL
2020 017 BUILDING SECURITY FUND	FIN CLEAR	16,077.86	TDOA MEIA		133,515.70
2020 018 JUSTICE COURT BLDG SECURITY FIN CLEAR	FIN CLEAR	1,323.32	TDOA	9,355.05	16,077.86
2020 019 DA FORFEITURE FUND	ESCROW #13	1,163.51			10,678.37
	ESCROW #14	6,492.86			
	ESCROW #15	2,952.69			
	ESCROW #16	1,682.83			
2020 021 ROAD & BRIDGE - PCT. 1	FIN CLEAR	183,153.46	TDOA	329,992.71	12,291.89

FUND NAME	CHECKING ACCOUNT	CHECKING AMOUNT	TDOA ACCOUNT	TDOA AMOUNT	FUND TOTAL
2020 022 ROAD & BRIDGE - PCT. 2	FIN CLEAR	131,814.15	TDOA MBIA	567,917.34 318,057.03	513,149.81 1,017,788.52
2020 023 ROAD & BRIDGE - PCT. 3	FIN CLEAR	103,410.21	TDOA MBIA	739,359.19 .65	842,770.05
2020 024 ROAD & BRIDGE - PCT. 4	FIN CLEAR	159,337.69	TDOA MBIA	566,860.50 363.61	726,561.80
2020 026 ROAD & BRIDGE - GEN	FIN CLEAR	4,139.29	TDOA MBIA	1,015.35	5,154.64
2020 035 VICTIM COORDINATOR GRANT	FIN CLEAR	11,438.91-	TDOA MBIA	3,205.94	11,438.91-
2020 036 DA FORFEITURE FUND II	FIN CLEAR	1,284.90	TDOA MBIA	5,847.15	4,490.84
2020 037 CONSTABLE PCT #4 SEIZURE	FIN CLEAR	760.89	TDOA MBIA	60,337.30	6,608.04
2020 040 COUNTY LAW LIBRARY FUND	FIN CLEAR	5,510.74	TDOA MBIA	77,425.56	65,848.04
2020 042 COUNTY FREE LIBRARY	FIN CLEAR	8,397.32	TDOA MBIA	29,258.34	8,397.32
2020 047 DIGITIZE RECORDS	FIN CLEAR	10,268.80	TDOA MBIA	6,237.31	87,694.36
2020 048 SUPPLEMENTAL GUARDIANSHIP	FIN CLEAR	4,837.22	TDOA	.03	34,095.56
2020 049 COUNTY CHILD ABUSE PREVENTIOFIN CLEAR		3,031.14	TDOA	3,658.79	9,268.45
2020 050 COUNTY SPECIALTY COURT ACCOUFIN CLEAR		3,002.38	TDOA MBIA	334,557.51	.03
2020 052 COUNTY & DISTRICT TECH FUND FIN CLEAR		507.53	TDOA MBIA	23,884.41	6,661.17
2020 053 CAPITALCREDITSECONOMICDEVELOFIN CLEAR		3,148.64	TDOA	133,266.51	335,065.04
2020 054 DISTRICT CLERK TECHNOLOGY FUFIN CLEAR		4,319.21	TDOA MBIA	155,862.22	27,033.05
2020 055 CHAPTER 19	FIN CLEAR	1,923.13	TDOA MBIA	5,397.60	137,585.72
2020 056 COUNTY RECORDS FUND	FIN CLEAR	3,072.42	TDOA		157,785.35
2020 058 DISTRICT CLERK RECORDS FUND FIN CLEAR					8,470.02

FUND NAME	CHECKING ACCOUNT	CHECKING AMOUNT	TDOA ACCOUNT	TDOA AMOUNT	FUND TOTAL
2020 059 COUNTY CLERK ARCHIVE	FIN CLEAR	5,052.66	TDOA	345,485.42	350,538.08
2020 070 PERMANENT IMPROVEMENT FUND	FIN CLEAR	877.85	TDOA MBIA	63,369.76	64,247.61
2020 075 RIGHT-OF-WAY FUND	FIN CLEAR		TDOA MBIA		
2020 084 TAX ANTICIPATION NOTES	FIN CLEAR		TDOA MBIA		
2020 085 DEBT SERVICE FUND	DEBT CL	206,158.11	TDOA MBIA	139,192.06	206,158.11
2020 087 VZC INDIGENT HEALTH PROGRAM	FIN CLEAR	15,328.92	TDOA MBIA	139,192.06	154,520.98
2020 088 SOIL CONSERVATION DIST FUND	FIN CLEAR	8,742.01	TDOA MBIA	68,933.29	77,675.30
2020 090 APPELLATE JUSTICE SYSTEM FUNFIN	FIN CLEAR	837.35	TDOA MBIA		837.35
2020 095 PAYROLL CLEARING ACCOUNT.	PAYCLEAR	194,039.82	MBIA		194,039.82
2020 096 GEN FIXED ASSETS ACCOUNT GRP			MBIA		
2020 097 LONG TERM DEBT GROUP			MBIA		
2020 131 VAN ZANDT COUNTY JAIL	FIN CLEAR	196,587.31	TDOA MBIA	623,500.00	426,912.69
2020 132 VAN ZANDT COUNTY SHERIFF DEPPIN	FIN CLEAR	332,499.40	TDOA MBIA	587,000.00	254,500.60
2020 145 SOLID WASTE GRANT	FIN CLEAR	203.03			203.03
2020 400 FRUITVALE 2011 TXCDBG 710056WATER					
2020 401 BENWHEELERMSC 71348911131115					
2020 402 LITTLEHOPEMOOREMSC7130260813					
2020 540 PRETRIAL SUPERVISION	FIN CLEAR	4,812.02	TDOA	133,788.52	138,600.54
2020 541 COMMUNITY SUP & CORRECTIONS	FIN CLEAR	5,580.20	TDOA MBIA	418,934.01	413,353.81
2020 542 ADULT PROBATION CIVIL	FIN CLEAR	5,545.78	TDOA MBIA	50,831.63	365,450.48
2020 543 HIGH RISK SUBSTANCE ABUSE -CFIN	FIN CLEAR	7,055.08	TDOA MBIA	309,073.07	7,055.08
2020 544 HIGH RISK SEX OFFENDER -CCP	FIN CLEAR	6,790.24	TDOA		6,790.24

FUND NAME	CHECKING ACCOUNT	CHECKING AMOUNT	TDOA ACCOUNT	TDOA AMOUNT	FUND TOTAL
2020 545 GRANT C COMMIT REDUCTION PROFIN CLEAR	FIN CLEAR	1,697.24			1,697.24
2020 546 JUVENILE PROBATION FUND	FIN CLEAR	22,585.50-	TDOA MBIA		22,585.50-
2020 547 VZCJPD STATE AID GRANT	FIN CLEAR	14,362.45	TDOA MBIA		14,362.45
2020 549 VZCJPD - GRANT N	FIN CLEAR	8,859.11	TDOA MBIA		8,859.11
2020 550 D A SUPPLEMENTAL FUND	FIN CLEAR	230.47	TDOA MBIA	91.83	322.30
2020 551 VOICES - JUV CJD GRANT	FIN CLEAR	2,168.03-	TDOA		2,168.03-
2020 552 ETCOG RESIDENTIAL	FIN CLEAR	3,907.51-			3,907.51-
2020 555 JUVENILE PROBATION INTEREST FIN CLEAR	FIN CLEAR	72.30	TDOA MBIA	23,812.80	23,885.10
2020 556 REGIONAL SERVICE ENHANCEMENTFIN CLEAR	FIN CLEAR				
2020 558 GRANT S	FIN CLEAR	2,487.14			2,487.14
2020 559 MENTAL IMPAIRMENT CASELOAD	FIN CLEAR	17,175.67	TDOA MBIA		17,175.67
2020 565 INDIGENT DEFENSE GRANT	FIN CLEAR	17,329.90	TDOA	25,519.02	42,848.92
2020 567 FIRE MARSHAL	FIN CLEAR	8,054.83	TDOA	245,944.75	253,999.58
2020 568 TECHNOLOGY RESOURCES	FIN CLEAR		TDOA		
2020 569 HAVA ELECTION GRANT	FIN CLEAR	15,359.98			15,359.98
2020 570 GOLDEN WATER SUPPLY CORP					
2020 580 D.A. CHECK COLLECTION FUND	FIN CLEAR	3,422.38	TDOA MBIA	10,612.42	14,034.80
2020 591 CONSTABLE #1 TLEOSE FUND	FIN CLEAR	1,849.26	TDOA MBIA		1,849.26
2020 592 CONSTABLE #2 TLEOSE FUND	FIN CLEAR	1,728.56	MBIA		1,728.56
2020 593 CONSTABLE #3 TLEOSE FUND	FIN CLEAR	1,359.92	MBIA		1,359.92
2020 594 CONSTABLE #4 TLEOSE FUND	FIN CLEAR	4,947.84	TDOA MBIA		4,947.84
2020 595 SHERIFF TLEOSE FUND	FIN CLEAR	7,822.97	MBIA		7,822.97
2020 596 DA TLEOSE FUND	FIN CLEAR	1,613.10	MBIA		1,613.10
2020 600 JUSTICE COURT TECHNOLOGY FUNFIN CLEAR	FIN CLEAR	7,822.27	TDOA	48,358.63	

FUND NAME	CHECKING ACCOUNT	CHECKING AMOUNT	TDOA ACCOUNT	TDOA AMOUNT	FUND TOTAL
2020 800 CONTRIBUTION RELIEF FUND	FIN CLEAR				56,180.90
2020 802 VETERAN'S MEMORIAL WALL FUNDFIN CLEAR	FIN CLEAR		TDOA	16,082.93	16,082.93
2020 803 HISTORICAL COMMISSION	FIN CLEAR	3,018.59	TDOA	5,251.67	8,270.26
2020 804 VAN TORNADO-ASSISTANCE	FIN CLEAR				
2020 805 FEMA - DEC 2015 STORM	FIN CLEAR		TDOA		
2020 806 FEMA APRIL 2016 STORM	FIN CLEAR				
2020 807 HAZARD MITIGATION GRANT	FIN CLEAR	35,214.25-	TDOA		35,214.25-
2020 808 COURTHOUSE PLANNING GRANT	FIN CLEAR				
2020 809 PRETRIAL INTERVENTION PROGRAFIN CLEAR	FIN CLEAR	1,250.00	TDOA	49,540.08	50,790.08
2020 810 SHERIFF JUSTICE FORFEITURE FFIN CLEAR	FIN CLEAR	2,614.14	TDOA	15,341.54	17,955.68
2020 811 SHERIFF TREASURY FORFEITURE FIN CLEAR	FIN CLEAR		TDOA		
2020 812 CONSTABLE PCT #1 FORFEITURE FIN CLEAR	FIN CLEAR	500.00	TDOA		500.00
2020 813 VOICES - JUV CJD GRANT	FIN CLEAR	9,662.35-			9,662.35-
2020 814 LOCAL TRUANCY PREVENTION & DFIN CLEAR	FIN CLEAR		TDOA		
TOTAL		1,094,791.22		9,755,352.35	10,850,143.57

CHECK ACCOUNT

CHECK

ACCOUNT BALANCE - FIN CLEAR
ACCOUNT BALANCE - CITY JURY
ACCOUNT BALANCE - ESCROW #1
ACCOUNT BALANCE - ESCROW #3
ACCOUNT BALANCE - ESCROW #5
ACCOUNT BALANCE - ESCROW #6
ACCOUNT BALANCE - ESCROW #8
ACCOUNT BALANCE - ESCROW #9
ACCOUNT BALANCE - ESCROW #10
ACCOUNT BALANCE - ESCROW #11
ACCOUNT BALANCE - ESCROW #12
ACCOUNT BALANCE - ESCROW #14
ACCOUNT BALANCE - ESCROW #15
ACCOUNT BALANCE - ESCROW #16
ACCOUNT BALANCE - ESCROW #17
ACCOUNT BALANCE - ESCROW #18
ACCOUNT BALANCE - ESCROW #19
ACCOUNT BALANCE - ESCROW #20
ACCOUNT BALANCE - ESCROW #21
ACCOUNT BALANCE - ESCROW #22
ACCOUNT BALANCE - ESCROW #23
ACCOUNT BALANCE - ESCROW #24
ACCOUNT BALANCE - ESCROW #26
ACCOUNT BALANCE - ESCROW #27
ACCOUNT BALANCE - ESCROW #28
ACCOUNT BALANCE - ESCROW #30
ACCOUNT BALANCE - ESCROW #31
ACCOUNT BALANCE - ESCROW #33
ACCOUNT BALANCE - ESCROW #34
ACCOUNT BALANCE - ESCROW #35
ACCOUNT BALANCE - ESCROW #36
ACCOUNT BALANCE - ESCROW #39
ACCOUNT BALANCE - ESCROW #45
ACCOUNT BALANCE - ESCROW #55
ACCOUNT BALANCE - ESCROW #58
ACCOUNT BALANCE - ESCROW #69
ACCOUNT BALANCE - ESCROW #72
ACCOUNT BALANCE - ESCROW #77
ACCOUNT BALANCE - ESCROW #84
ACCOUNT BALANCE - ESCROW #86
ACCOUNT BALANCE - DEBT CL
ACCOUNT BALANCE - PAYCLEAR

545,436.70
3,349.00
3,102.82
1,171.32
3,717.83
556.67
520.41
1,019.85
29,019.94
11,651.82
11,527.93
1,163.51
6,492.86
2,952.69
7,189.97
1,700.94
1,536.41
3,510.53
6,403.10
2,306.74
8,138.58
12,386.70
1,000.40
2,923.67
2,711.32
537.44
328.63
3,651.49
9,650.93
202.66
3,129.26
1,479.59
1,682.83
369.68
.30
5,032.74
4,292.77
2,321.60
639.89
781.77
206,158.11
194,039.82

TOTAL

1,094,791.22

TDOA ACCOUNT

TDOA

ACCOUNT BALANCE - TDOA
ACCOUNT BALANCE - MBIA

9,126,522.40
628,829.95

TOTAL

9,755,352.35

FUND NAME	**** MONTH TO DATE **** REVENUES	**** YEAR TO DATE **** REVENUES	**** MONTH TO DATE **** EXPENSES	**** YEAR TO DATE **** EXPENSES
2020 GENERAL FUND	3,059,602.28	3,939,083.39	945,789.85	2,742,419.11
2020 RESERVE FUNDS	.00	.00	.00	.00
2020 SHERIFF CHAPTER 59 FORFEITURE	.00	45.76	.00	.00
2020 DA FORFEITURE FUND	.00	.00	.00	.00
2020 BUILDING SECURITY FUND	4,062.10	11,570.84	5,780.17	12,837.40
2020 JUSTICE COURT BLDG SECURITY	203.63	474.69	181.00	1,160.15
2020 DA FORFEITURE FUND	.00	.00	.00	.00
2020 ROAD & BRIDGE - PCT. 1	355,633.78	606,363.29	93,733.10	468,792.16
2020 ROAD & BRIDGE - PCT. 2	453,461.10	615,978.08	189,975.44	392,055.40
2020 ROAD & BRIDGE - PCT. 3	420,493.93	566,700.07	168,900.84	380,965.47
2020 ROAD & BRIDGE - PCT. 4	382,400.84	517,328.63	63,966.70	215,181.96
2020 ROAD & BRIDGE - GEN	4,718.32	14,157.99	3,730.72	11,193.27
2020 VICTIM COORDINATOR GRANT	3,403.85	3,403.85	5,666.46	15,680.63
2020 DA FORFEITURE FUND II	.00	1,812.01	1,240.20	4,706.80
2020 CONSTABLE PCT #4 SEIZURE	.00	17.50	.00	.00
2020 COUNTY LAW LIBRARY FUND	1,155.00	3,085.81	2,145.03	4,290.06
2020 COUNTY FREE LIBRARY	10,932.40	33,114.95	9,520.09	29,965.36
2020 DIGITIZE RECORDS	370.00	1,229.02	.00	.00
2020 SUPPLEMENTAL GUARDIANSHIP	.00	87.67	.00	.00
2020 COUNTY CHILD ABUSE PREVENTION	123.94	332.32	.00	.00
2020 COUNTY SPECIALTY COURT ACCOUNT	.00	.00	.00	.00
2020 COUNTY & DISTRICT TECH FUND	59.64	124.69	.00	.00
2020 CAPITALCREDITSECONOMICDEVELOP	.00	1,020.66	.00	9,000.00
2020 DISTRICT CLERK TECHNOLOGY FUND	525.00	1,456.59	.00	.00
2020 CHAPTER 19	.00	.00	.00	.00
2020 COUNTY RECORDS FUND	608.56	1,792.64	175.00	760.00

FUND NAME	**** MONTH TO DATE REVENUES	**** MONTH TO DATE EXPENSES	**** YEAR TO DATE REVENUES	**** YEAR TO DATE EXPENSES
2020 COUNTY CLERK RECORDS FUND	.00	.00	407.16	3,115.76
2020 DISTRICT CLERK RECORDS FUND	310.92	.00	842.16	.00
2020 COUNTY CLERK ARCHIVE	.00	.00	936.50	.00
2020 PERMANENT IMPROVEMENT FUND	.00	.00	369.76	15,900.00
2020 RIGHT-OF-WAY FUND	.00	.00	.00	.00
2020 TAX ANTICIPATION NOTES	.00	.00	.00	.00
2020 DEBT SERVICE FUND	322,860.06	467,922.20	411,032.31	467,922.20
2020 VZC INDIGENT HEALTH PROGRAM	12,083.33	10,659.73	36,442.05	20,942.36
2020 SOIL CONSERVATION DIST FUND	.00	.00	206.58	.00
2020 APPELLATE JUSTICE SYSTEM FUND	167.00	.00	417.00	.00
2020 PAYROLL CLEARING ACCOUNT.	.00	.00	.00	.00
2020 GEN FIXED ASSETS ACCOUNT GRP	.00	.00	.00	.00
2020 LONG TERM DEBT GROUP	.00	.00	.00	.00
2020 VAN ZANDT COUNTY JAIL	216,278.35	213,304.09	643,843.79	512,238.56
2020 VAN ZANDT COUNTY SHERIFF DEPT	216,737.67	342,892.44	655,931.01	654,115.58
2020 SOLID WASTE GRANT	.00	.00	.00	.00
2020 FRUITVALE 2011 TXCDBG 710056	.00	.00	.00	.00
2020 BENWHEELERWSC 71348911131115	.00	.00	.00	.00
2020 LITTLEHOPEMOOREWSC713026081315	.00	.00	.00	.00
2020 PRETRIAL SUPERVISION	3,795.00	3,749.62	13,000.86	13,439.97
2020 COMMUNITY SUP & CORRECTIONS	58,902.85	49,373.38	218,505.00	167,732.90
2020 ADULT PROBATION CIVIL	2,142.69	1,193.47	9,696.07	4,572.76
2020 HIGH RISK SUBSTANCE ABUSE -CCP	11,267.58	3,741.42	22,017.58	15,009.00
2020 HIGH RISK SEX OFFENDER -CCP	13,193.25	4,376.60	24,419.25	17,569.85
2020 GRANT C COMMIT REDUCTION PROG	.00	4,640.80	20,182.00	18,792.44
2020 JUVENILE PROBATION FUND	18,950.00	41,915.17	109,049.90	168,453.07

FUND NAME	**** MONTH TO DATE **** REVENUES	**** MONTH TO DATE **** EXPENSES	**** YEAR TO DATE **** REVENUES	**** YEAR TO DATE **** EXPENSES
2020 VZCJPD STATE AID GRANT	15,743.00	27,138.87	135,428.48	111,061.82
2020 VZCJPD - GRANT N	.00	7,904.41	34,947.00	30,567.50
2020 D A SUPPLEMENTAL FUND	.00	1,771.66	.25	5,627.24
2020 VOICES - JUV CJD GRANT	.00	.00	12,672.11	4,206.68
2020 ETCOG RESIDENTIAL	.00	750.00	.00	2,430.48
2020 JUVENILE PROBATION INTEREST	.00	.00	5.01	.00
2020 REGIONAL SERVICE ENHANCEMENT	.00	.00	.00	.00
2020 GRANT S	.00	4,060.37	17,092.00	15,035.39
2020 MENTAL IMPAIRMENT CASELOAD	8,618.00	.00	17,236.00	60.33
2020 INDIGENT DEFENSE GRANT	.00	3,763.63	76.47	11,259.80
2020 FIRE MARSHAL	740.00	12,494.41	1,477.11	31,699.60
2020 TECHNOLOGY RESOURCES	.00	.00	.00	.00
2020 HAVA ELECTION GRANT	.00	.00	.00	.00
2020 GOLDEN WATER SUPPLY CORP	.00	.00	.00	.00
2020 D.A. CHECK COLLECTION FUND	251.07	240.38	491.77	721.71
2020 CONSTABLE #1 TLEOSE FUND	.00	.00	.00	.00
2020 CONSTABLE #2 TLEOSE FUND	.00	.00	.00	.00
2020 CONSTABLE #3 TLEOSE FUND	.00	.00	.00	.00
2020 CONSTABLE #4 TLEOSE FUND	.00	.00	.00	.00
2020 SHERIFF TLEOSE FUND	.00	370.00	.00	490.00
2020 DA TLEOSE FUND	.00	.00	.00	.00
2020 JUSTICE COURT TECHNOLOGY FUND	822.52	539.22	1,962.15	10,195.20
2020 CONTRIBUTION RELIEF FUND	.00	.00	.00	.00
2020 VETERAN'S MEMORIAL WALL FUND	.00	.00	.00	.00
2020 HISTORICAL COMMISSION	1,354.72	.00	1,915.44	2,000.00
2020 VAN TORNADO-ASSISTANCE	.00	.00	.00	.00

FUND NAME	**** MONTH TO DATE **** REVENUES	**** YEAR TO DATE **** REVENUES	**** YEAR TO DATE **** EXPENSES
2020 FEMA - DEC 2015 STORM	.00	.00	.00
2020 FEMA APRIL 2016 STORM	.00	.00	.00
2020 HAZARD MITIGATION GRANT	.00	.00	3,887.00
2020 COURTHOUSE PLANNING GRANT	.00	.00	.00
2020 PRETRIAL INTERVENTION PROGRAM	2,000.00	3,768.49	.00
2020 SHERIFF JUSTICE FORFEITURE FUN	.00	45.99	.00
2020 SHERIFF TREASURY FORFEITURE FU	.00	.00	.00
2020 CONSTABLE PCT #1 FORFEITURE FU	.00	.00	.00
2020 VOICES - JUV CJD GRANT	.00	3,311.89	9,662.35
2020 LOCAL TRUANCY PREVENTION & DIV	.00	.00	.00
TOTAL	5,603,972.38	8,713,597.70	6,607,717.32

ACCOUNT NAME BEGINNING CASH BALANCE CASH RECEIPTS CASH DISBURSEMENTS ENDING CASH BALANCE

2020 010 GENERAL FUND				
CASH	1.00	.00	.00	1.00
RETURNED CHECK FEES	209,148.30	3,888,159.08	3,764,713.18	332,594.20
AMERICAN NATIONAL CASH	.00	.00	.00	.00
VZC JURY CASH CLEARING	3,349.00	2,766.00	2,766.00	3,349.00
PETTY CASH CHECKING DEBT SERVICE	100.00	.00	.00	100.00
PETTY CASH COLLECTION-PCT. 1	500.00	.00	.00	500.00
PETTY CASH-CITY CLERK	400.00	.00	.00	400.00
PETTY CASH-DIST CLERK	.00	.00	.00	.00
COUNTY COURT JURY CASH	.00	.00	.00	.00
DISTRICT COURT JURY CASH	.00	.00	.00	.00
PETTY CASH-JP #1	200.00	.00	.00	200.00
PETTY CASH-JP #2	200.00	.00	.00	200.00
PETTY CASH - JP#4	200.00	.00	.00	200.00
PETTY CASH-SHERIFF	.00	.00	.00	.00
PETTY CASH-TAX COLLECTOR	3,000.00	.00	.00	3,000.00
PETTY CASH - TAX COLL (BOAT)	2.70	.00	.00	2.70
PETTY CASH-TAX (BOAT CK ACCT)	1,306,231.11	2,180,000.00	300,000.00	3,186,231.11
TIME DEPOSIT ON ACCOUNT	1,329.69	4.07	1.81	1,331.95
MBIA MUNICIPAL INVESTORS SERV	1,524,661.80	6,070,929.15	4,067,480.99	3,528,109.96
FUND TOTALS				

2020 012 RESERVE FUNDS				
CASH	.00	.00	.00	.00
TIME DEPOSIT ON ACCOUNT	.00	.00	.00	.00
MBIA MUNICIPAL INVESTORS SERV	.00	.00	.00	.00
FUND TOTALS	.00	.00	.00	.00

2020 015 SHERIFF CHAPTER 59 FORFEITURE				
CASH	4,342.60	.00	.00	4,342.60
AMERICAN NATIONAL CASH	.00	.00	.00	.00
CASH-OTHER	.00	.00	.00	.00
TIME DEPOSIT ON ACCOUNT	15,262.12	.00	.00	15,262.12
MBIA MUNICIPAL INVESTORS SERV	.00	.00	.00	.00
FUND TOTALS	19,604.72	.00	.00	19,604.72

2020 016 DA FORFEITURE FUND				
CASH	.00	.00	.00	.00
D. A. ESCROW/BART ROGERS	3,102.57	.25	.00	3,102.82
D. A. ESCROW/HURST-LANE	1,820.83	.02	1,820.85	.00
D. A. ESCROW/CALE	1,171.17	.15	.00	1,171.32
D. A. ESCROW/HALL	302.39	.00	302.39	.00
D. A. ESCROW/RANDALL MOORE	3,717.53	.30	.00	3,717.83
D. A. ESCROW/TIMOTHY HENSON	556.67	.04	.00	556.67
D. A. ESCROW/	.00	.00	.00	.00
D. A. ESCROW/CAREN WHITE	520.37	.04	.00	520.41
D. A. ESCROW/STANLEY CRAVEN	1,019.72	.13	.00	1,019.85
D. A. ESCROW/	29,017.56	2.38	.00	29,019.94
D. A. ESCROW/	651.77	.05	.00	651.82
D. A. ESCROW/CULPEPPER	11,526.99	.94	.00	11,527.93
D. A. ESCROW/	.00	.00	.00	.00
D. A. ESCROW/	.00	.00	.00	.00
D. A. ESCROW/	.00	.00	.00	.00
D. A. ESCROW/	.00	.00	.00	.00
D. A. ESCROW/	.00	.00	.00	.00
D. A. ESCROW/	7,189.38	.59	.00	7,189.97

ACCOUNT NAME	BEGINNING CASH BALANCE	CASH RECEIPTS	CASH DISBURSEMENTS	ENDING CASH BALANCE
D. A. ESCROW/	1,700.80	.14	.00	1,700.94
D. A. ESCROW/ROY A. PETERSON	1,536.22	.19	.00	1,536.41
D. A. ESCROW/COREY L. PARISH	3,510.24	.29	.00	3,510.53
D. A. ESCROW/	6,402.57	.53	.00	6,403.10
D. A. ESCROW/JERRY WHITE, JR.	2,306.45	.28	.00	2,306.74
D. A. ESCROW/	8,137.92	.66	.00	8,138.58
D. A. ESCROW/STROMILE/VEAL/WHI	12,385.68	1.00	.00	12,386.70
D. A. ESCROW/JAMES F CLINTON	1,528.07	.01	528.08	.00
D. A. ESCROW/MARIELA PEREZ	1,000.32	.08	.00	1,000.40
D. A. ESCROW/HEREDIA&GARCIA	2,923.43	.24	.00	2,923.67
D. A. ESCROW/DEWAYNE FRANKLIN	2,711.09	.23	.00	2,711.32
D. A. ESCROW/	537.38	.06	.00	537.44
D. A. ESCROW/A. RIOS	328.59	.04	.00	328.63
D. A. ESCROW/G. CAMARILLO	3,651.19	.00	.00	3,651.19
D. A. ESCROW/	9,650.14	.30	.00	9,650.44
D. A. ESCROW/DESARAE DAVIS	2,202.64	.02	.00	2,202.66
D. A. ESCROW/ROLAND & PLATT	3,128.87	.39	.00	3,129.26
D. A. ESCROW/	1,479.41	.00	.00	1,479.41
D. A. ESCROW/RODNEY ROSS	1,479.41	.18	.00	1,479.59
D. A. ESCROW/POTTROFF	369.64	.00	.00	369.64
D. A. ESCROW/DOUG MILLER	369.64	.04	.00	369.68
D. A. ESCROW/	184.45	.01	184.46	.00
D. A. ESCROW/BRIAN BOWERS	184.45	.00	.00	184.45
D. A. ESCROW/SANDRA HOLDER	184.45	.01	.00	184.46
D. A. ESCROW/	5,032.12	.62	.00	5,032.74
D. A. ESCROW/JOHN H TUCKER	1,160.93	.01	1,160.94	.00
D. A. ESCROW/BOWERS	4,292.24	.53	.00	4,292.77
D. A. ESCROW/BILLINGTON	4,292.24	.00	.00	4,292.24
D. A. ESCROW/	.00	.00	.00	.00
D. A. ESCROW/	.00	.00	.00	.00

ACCOUNT NAME	BEGINNING CASH BALANCE	CASH RECEIPTS	CASH DISBURSEMENTS	ENDING CASH BALANCE
2020 021 ROAD & BRIDGE - PCT. 1				
CASH	2,542.38	355,633.77	175,022.69	183,153.46
TIME DEPOSIT ON ACCOUNT	329,992.71	.00	.00	329,992.71
MBIA MUNICIPAL INVESTORS SERV	3.63	.01	.00	3.64
FUND TOTALS	332,538.72	355,633.78	175,022.69	513,149.81
2020 022 ROAD & BRIDGE - PCT. 2				
CASH	104,026.71	453,870.13	426,082.69	131,814.15
TIME DEPOSIT ON ACCOUNT	327,917.34	240,000.00	.00	567,917.34
MBIA MUNICIPAL INVESTORS SERV	317,516.06	836.33	295.36	318,057.03
FUND TOTALS	749,460.11	694,706.46	426,378.05	1,017,788.52
2020 023 ROAD & BRIDGE - PCT. 3				
CASH	20,069.56	420,493.93	337,153.28	103,410.21
TIME DEPOSIT ON ACCOUNT	564,359.19	175,000.00	.00	739,359.19
MBIA MUNICIPAL INVESTORS SERV	.65	.00	.00	.65
FUND TOTALS	584,429.40	595,493.93	337,153.28	842,770.05
2020 024 ROAD & BRIDGE - PCT. 4				
CASH	131,067.36	382,400.22	354,129.89	159,337.69
TIME DEPOSIT ON ACCOUNT	276,860.50	290,000.00	.00	566,860.50
MBIA MUNICIPAL INVESTORS SERV	1.11	1.11	.49	363.61
FUND TOTALS	408,290.85	672,401.33	354,130.38	726,561.80
2020 026 ROAD & BRIDGE - GEN				
CASH	3,757.08	4,718.32	4,336.11	4,139.29
TIME DEPOSIT ON ACCOUNT	1,015.35	.00	.00	1,015.35
MBIA MUNICIPAL INVESTORS SERV	.00	.00	.00	.00
FUND TOTALS	4,772.43	4,718.32	4,336.11	5,154.64
2020 035 VICTIM COORDINATOR GRANT				
CASH	8,462.96	3,591.85	6,567.80	11,438.91
TIME DEPOSIT ON ACCOUNT	.00	.00	.00	.00
MBIA MUNICIPAL INVESTORS SERV	.00	.00	.00	.00
FUND TOTALS	8,462.96	3,591.85	6,567.80	11,438.91
2020 036 DA FORFEITURE FUND II				
CASH	2,832.83	.00	1,547.93	1,284.90
TIME DEPOSIT ON ACCOUNT	3,205.94	.00	.00	3,205.94
MBIA MUNICIPAL INVESTORS SERV	.00	.00	.00	.00
FUND TOTALS	6,038.77	.00	1,547.93	4,490.84
2020 037 CONSTABLE PCT #4 SEIZURE				
CASH	760.89	.00	.00	760.89
TIME DEPOSIT ON ACCOUNT	5,847.15	.00	.00	5,847.15
MBIA MUNICIPAL INVESTORS SERV	.00	.00	.00	.00
FUND TOTALS	6,608.04	.00	.00	6,608.04
2020 040 COUNTY LAW LIBRARY FUND				
CASH	6,500.77	1,155.00	2,145.03	5,510.74

ACCOUNT NAME	BEGINNING CASH BALANCE	CASH RECEIPTS	CASH DISBURSEMENTS	ENDING CASH BALANCE
2020 042 COUNTY FREE LIBRARY	66,838.07	1,155.00	2,145.03	65,848.04
CASH	8,153.16	10,932.40	10,688.24	8,397.32
TIME DEPOSIT ON ACCOUNT	.00	.00	.00	.00
MBIA MUNICIPAL INVESTORS SERV	.00	.00	.00	.00
FUND TOTALS	8,153.16	10,932.40	10,688.24	8,397.32
2020 047 DIGITIZE RECORDS	9,898.80	370.00	.00	10,268.80
CASH	77,425.56	.00	.00	77,425.56
TIME DEPOSIT ON ACCOUNT	.00	.00	.00	.00
MBIA	.00	.00	.00	.00
FUND TOTALS	87,324.36	370.00	.00	87,694.36
2020 048 SUPPLEMENTAL GUARDIANSHIP	4,837.22	.00	.00	4,837.22
CASH	29,258.34	.00	.00	29,258.34
TEXPOOL	34,095.56	.00	.00	34,095.56
FUND TOTALS	63,191.12	.00	.00	63,191.12
2020 049 COUNTY CHILD ABUSE PREVENTION	2,907.20	123.94	.00	3,031.14
CASH	6,237.31	.00	.00	6,237.31
TIME DEPOSIT ON ACCOUNT	9,144.51	123.94	.00	9,268.45
FUND TOTALS	17,289.02	247.88	.00	17,536.90
2020 050 COUNTY SPECIALTY COURT ACCOUNT	.00	.00	.00	.00
CASH	.03	.00	.00	.03
TIME DEPOSIT ON ACCOUNT	.00	.00	.00	.00
MBIA MUNICIPAL INVESTORS SERV	.00	.00	.00	.00
FUND TOTALS	.03	.00	.00	.03
2020 052 COUNTY & DISTRICT TECH FUND	2,942.74	59.64	.00	3,002.38
CASH	3,658.79	.00	.00	3,658.79
TIME DEPOSIT ON ACCOUNT	.00	.00	.00	.00
MBIA	.00	.00	.00	.00
FUND TOTALS	6,601.53	59.64	.00	6,661.17
2020 053 CAPITALCREDITSECONOMICDEVELOP	5,492.47	6,000.00	.00	11,492.47
CASH	340,557.51	.00	6,000.00	334,557.51
TIME DEPOSIT ON ACCOUNT	335,065.04	6,000.00	6,000.00	335,065.04
FUND TOTALS	685,614.01	6,000.00	6,000.00	685,614.01
2020 054 DISTRICT CLERK TECHNOLOGY FUND	12,623.64	525.00	10,000.00	3,148.64
CASH	13,884.41	10,000.00	.00	23,884.41
TIME DEPOSIT ON ACCOUNT	.00	.00	.00	.00
MBIA MUNICIPAL INVESTORS SERV	.00	.00	.00	.00
FUND TOTALS	26,508.05	10,525.00	10,000.00	27,033.05
2020 055 CHAPTER 19	.00	.00	.00	.00
TIME DEPOSIT ON ACCOUNT	.00	.00	.00	.00
MBIA	.00	.00	.00	.00
FUND TOTALS	.00	.00	.00	.00
2020 056 COUNTY RECORDS FUND	13,885.65	608.56	10,175.00	4,319.21
CASH				

ACCOUNT NAME	BEGINNING CASH BALANCE	CASH RECEIPTS	CASH DISBURSEMENTS	ENDING CASH BALANCE
2020 057 COUNTY CLERK RECORDS FUND				
CASH	21,923.13	.00	20,000.00	1,923.13
TIME DEPOSIT ON ACCOUNT	135,862.22	20,000.00	.00	155,862.22
MBIA MUNICIPAL INVESTORS SERV	.00	.00	.00	.00
FUND TOTALS	157,785.35	20,000.00	20,000.00	157,785.35
2020 058 DISTRICT CLERK RECORDS FUND				
CASH	2,761.50	310.92	.00	3,072.42
TIME DEPOSIT ON ACCOUNT	5,397.60	.00	.00	5,397.60
FUND TOTALS	8,159.10	310.92	.00	8,470.02
2020 059 COUNTY CLERK ARCHIVE				
CASH	38,052.66	.00	33,000.00	5,052.66
TIME DEPOSIT ON ACCOUNT	312,485.42	33,000.00	.00	345,485.42
MBIA MUNICIPAL INVESTORS SERV	350,538.08	33,000.00	33,000.00	350,538.08
FUND TOTALS	64,247.61	12,000.00	12,000.00	64,247.61
2020 070 PERMANENT IMPROVEMENT FUND				
CASH	11,122.15	12,000.00	.00	23,122.15
TIME DEPOSIT ON ACCOUNT	75,369.76	.00	12,000.00	63,369.76
MBIA MUNICIPAL INVESTORS SERV	.00	.00	.00	.00
FUND TOTALS	86,491.91	12,000.00	12,000.00	86,491.91
2020 075 RIGHT-OF-WAY FUND				
CASH	.00	.00	.00	.00
TIME DEPOSIT ON ACCOUNT	.00	.00	.00	.00
MBIA MUNICIPAL INVESTORS SERV	.00	.00	.00	.00
FUND TOTALS	.00	.00	.00	.00
2020 084 TAX ANTICIPATION NOTES				
CASH	.00	.00	.00	.00
TIME DEPOSIT ON ACCOUNT	.00	.00	.00	.00
MBIA MUNICIPAL INVESTORS SERV	.00	.00	.00	.00
FUND TOTALS	.00	.00	.00	.00
2020 085 DEBT SERVICE FUND				
CASH	183,334.48	540,745.83	517,922.20	206,158.11
TIME DEPOSIT ON ACCOUNT	7,980.85	.00	7,980.85	.00
MBIA MUNICIPAL INVESTORS SERV	159,904.92	352.92	160,257.84	.00
FUND TOTALS	351,220.25	541,098.75	686,160.89	206,158.11
2020 087 VZC INDIGENT HEALTH PROGRAM				
CASH	13,435.68	12,427.04	10,533.80	15,328.92
TIME DEPOSIT ON ACCOUNT	139,192.06	.00	.00	139,192.06
MBIA MUNICIPAL INVESTORS SERV	.00	.00	.00	.00
FUND TOTALS	152,627.74	12,427.04	10,533.80	154,520.98
2020 088 SOIL CONSERVATION DIST FUND				
CASH	8,742.01	.00	.00	8,742.01
TIME DEPOSIT ON ACCOUNT	68,933.29	.00	.00	68,933.29
MBIA MUNICIPAL INVESTORS SERV	.00	.00	.00	.00
FUND TOTALS	77,675.30	.00	.00	77,675.30
2020 090 APPELLATE JUSTICE SYSTEM FUND				
CASH	670.35	167.00	.00	837.35

ACCOUNT NAME	BEGINNING CASH BALANCE	CASH RECEIPTS	CASH DISBURSEMENTS	ENDING CASH BALANCE
2020 095 PAYROLL CLEARING ACCOUNT. CASH MBIA MUNICIPAL INVESTORS SERV FUND TOTALS	670.35	167.00	.00	837.35
2020 095 PAYROLL CLEARING ACCOUNT. CASH MBIA MUNICIPAL INVESTORS SERV FUND TOTALS	194,039.82	.00	.00	194,039.82
2020 096 GEN FIXED ASSETS ACCOUNT GRP MBIA MUNICIPAL INVESTORS SERV FUND TOTALS	.00	.00	.00	.00
2020 097 LONG TERM DEBT GROUP MBIA MUNICIPAL INVESTORS SERV FUND TOTALS	.00	.00	.00	.00
2020 131 VAN ZANDT COUNTY JAIL CASH MEDICARE PAYABLE VOUCHERS PAYABLE TIME DEPOSIT ON ACCOUNT MBIA MUNICIPAL INVESTORS SERV FUND TOTALS	40,716.32	217,556.76	373,427.75	196,587.31
2020 132 VAN ZANDT COUNTY SHERIFF DEPT CASH TIME DEPOSIT ON ACCOUNT MBIA MUNICIPAL INVESTORS SERV FUND TOTALS	2,048.96	216,737.67	551,286.03	332,499.40
2020 145 SOLID WASTE GRANT CASH TIME DEPOSIT ON ACCOUNT FUND TOTALS	203.03	.00	.00	203.03
2020 400 FRUITVALE 2011 TXCDBG 710056 CASH WATER GRANT CASH FUND TOTALS	.00	.00	.00	.00
2020 401 BENWHEELERWSC 71348911131115 FUND TOTALS	.00	.00	.00	.00
2020 402 LITTLEHOPEMOOREWSC713026081315 CASH WATER GRANT CASH FUND TOTALS	.00	.00	.00	.00
2020 540 PRETRIAL SUPERVISION CASH TDOA FUND TOTALS	5,251.14	3,795.00	4,234.12	4,812.02
2020 541 COMMUNITY SUP & CORRECTIONS CASH PETTY CASH	133,788.52	.00	106,969.76	133,788.52
	139,039.66	3,795.00	4,234.12	138,600.54
	25,147.62	76,241.94	106,969.76	5,580.20
	100.00	.00	.00	100.00

ACCOUNT NAME	BEGINNING CASH BALANCE	CASH RECEIPTS	CASH DISBURSEMENTS	ENDING CASH BALANCE
2020 542 ADULT PROBATION CIVIL				
CASH	5,310.53	1,617.00	1,381.75	5,545.78
TDOA	50,831.63	.00	.00	50,831.63
MBIA	308,547.38	944.66	418.97	309,073.07
FUND TOTALS	364,689.54	2,561.66	1,800.72	365,450.48
2020 543 HIGH RISK SUBSTANCE ABUSE - CCP				
CASH	248.29	11,785.16	4,978.37	7,055.08
TIME DEPOSIT ON ACCOUNT	.00	.00	.00	.00
MBIA MUNICIPAL INVESTORS SERV	.00	.00	.00	.00
FUND TOTALS	248.29	11,785.16	4,978.37	7,055.08
2020 544 HIGH RISK SEX OFFENDER - CCP				
CASH	1,182.94	13,193.25	5,220.07	6,790.24
TIME DEPOSIT ON ACCOUNT	.00	.00	.00	.00
MBIA MUNICIPAL INVESTORS SERV	.00	.00	.00	.00
FUND TOTALS	1,182.94	13,193.25	5,220.07	6,790.24
2020 545 GRANT C COMMIT REDUCTION PROG				
CASH	7,104.74	.00	5,407.50	1,697.24
FUND TOTALS	7,104.74	.00	5,407.50	1,697.24
2020 546 JUVENILE PROBATION FUND				
CASH	4,209.41	39,146.03	65,940.94	22,585.50
TIME DEPOSIT ON ACCOUNT	.00	.00	.00	.00
MBIA MUNICIPAL INVESTORS SERV	.00	.00	.00	.00
FUND TOTALS	4,209.41	39,146.03	65,940.94	22,585.50
2020 547 VZCJPD STATE AID GRANT				
CASH	29,691.24	15,743.00	31,071.79	14,362.45
TIME DEPOSIT ON ACCOUNT	.00	.00	.00	.00
MBIA MUNICIPAL INVESTORS SERV	.00	.00	.00	.00
FUND TOTALS	29,691.24	15,743.00	31,071.79	14,362.45
2020 549 VZCJPD - GRANT N				
CASH	17,206.02	.00	8,346.91	8,859.11
TIME DEPOSIT ON ACCOUNT	.00	.00	.00	.00
MBIA MUNICIPAL INVESTORS SERV	.00	.00	.00	.00
FUND TOTALS	17,206.02	.00	8,346.91	8,859.11
2020 550 D A SUPPLEMENTAL FUND				
CASH	2,366.98	.00	2,136.51	230.47
TIME DEPOSIT ON ACCOUNT	91.83	.00	.00	91.83
MBIA MUNICIPAL INVESTORS SERV	.00	.00	.00	.00
FUND TOTALS	2,458.81	.00	2,136.51	322.30
2020 551 VOICES - JUV CJD GRANT				
VOICES - CJD JUV GRANT	2,168.03	.00	.00	2,168.03
TIME DEPOSIT ON ACCOUNT	.00	.00	.00	.00
FUND TOTALS	2,168.03	.00	.00	2,168.03
2020 552 ETCOG RESIDENTIAL				
CASH	3,157.51	.00	750.00	3,907.51

ACCOUNT NAME FUND TOTALS	BEGINNING CASH BALANCE	CASH RECEIPTS	CASH DISBURSEMENTS	ENDING CASH BALANCE
2020 555 JUVENILE PROBATION INTEREST	3,157.51-	.00	750.00-	3,907.51-
CASH	72.30	.78	.78-	72.30
TIME DEPOSIT ON ACCOUNT	23,812.80	.00	.00	23,812.80
MBIA MUNICIPAL INVESTORS SERV	.00	.00	.00	.00
FUND TOTALS	23,885.10	.78	.78-	23,885.10
2020 556 REGIONAL SERVICE ENHANCEMENT	.00	.00	.00	.00
CASH	.00	.00	.00	.00
FUND TOTALS	.00	.00	.00	.00
2020 558 GRANT S	6,351.62	61.95	3,926.43-	2,487.14
CASH	6,351.62	61.95	3,926.43-	2,487.14
FUND TOTALS	6,351.62	61.95	3,926.43-	2,487.14
2020 559 MENTAL IMPAIRMENT CASELOAD	8,557.67	8,618.00	.00	17,175.67
CASH	.00	.00	.00	.00
TIME DEPOSIT ON ACCOUNT	.00	.00	.00	.00
MBIA MUNICIPAL INVESTORS SERV	.00	.00	.00	.00
FUND TOTALS	8,557.67	8,618.00	.00	17,175.67
2020 565 INDIGENT DEFENSE GRANT	21,686.02	.00	4,356.12-	17,329.90
CASH	25,519.02	.00	.00	25,519.02
TIME DEPOSIT ON ACCOUNT	47,205.04	.00	4,356.12-	42,848.92
FUND TOTALS	74,410.08	.00	4,356.12-	70,053.96
2020 567 FIRE MARSHAL	20,713.22	800.00	13,458.39-	8,054.83
CASH	245,944.75	.00	.00	245,944.75
TDOA	266,657.97	800.00	13,458.39-	253,999.58
FUND TOTALS	493,275.94	800.00	13,458.39-	480,617.55
2020 568 TECHNOLOGY RESOURCES	.00	.00	.00	.00
CASH	.00	.00	.00	.00
TIME DEPOSIT ON ACCOUNT	.00	.00	.00	.00
FUND TOTALS	.00	.00	.00	.00
2020 569 HAVA ELECTION GRANT	15,359.98	.00	.00	15,359.98
CASH	15,359.98	.00	.00	15,359.98
FUND TOTALS	15,359.98	.00	.00	15,359.98
2020 570 GOLDEN WATER SUPPLY CORP	.00	.00	.00	.00
GOLDEN WATER TDHCA 726216	.00	.00	.00	.00
MBIA MUNICIPAL INVESTORS SERVI	.00	.00	.00	.00
FUND TOTALS	.00	.00	.00	.00
2020 580 D.A. CHECK COLLECTION FUND	3,457.77	251.07	286.46-	3,422.38
CASH	10,612.42	.00	.00	10,612.42
TIME DEPOSIT ON ACCOUNT	.00	.00	.00	.00
MBIA MUNICIPAL INVESTORS SERV	.00	.00	.00	.00
FUND TOTALS	14,070.19	251.07	286.46-	14,034.80
2020 591 CONSTABLE #1 TLEOSE FUND	1,849.26	.00	.00	1,849.26
CASH	.49-	.00	.00	.49-
CASH - CITIZENS NATIONAL	.00	.00	.00	.00
TDOA	.00	.00	.00	.00
MBIA MUNICIPAL INVESTORS SERV	.00	.00	.00	.00

ACCOUNT NAME FUND TOTALS	BEGINNING CASH BALANCE	CASH RECEIPTS	CASH DISBURSEMENTS	ENDING CASH BALANCE
2020 592 CONSTABLE #2 TLEOSE FUND	1,848.77	.00	.00	1,848.77
CASH	1,728.56	.00	.00	1,728.56
CASH OTHER	.00	.00	.00	.00
MBIA MUNICIPAL INVESTORS SERV	.00	.00	.00	.00
FUND TOTALS	1,728.56	.00	.00	1,728.56
2020 593 CONSTABLE #3 TLEOSE FUND	1,359.92	.00	.00	1,359.92
CASH	3,738.50	.00	.00	3,738.50
CASH OTHER - CITY NATIONAL	.00	.00	.00	.00
MBIA MUNICIPAL INVESTORS SERV	.00	.00	.00	.00
FUND TOTALS	5,098.42	.00	.00	5,098.42
2020 594 CONSTABLE #4 TLEOSE FUND	4,947.84	.00	.00	4,947.84
CASH	.00	.00	.00	.00
TIME DEPOSIT ON ACCOUNT	.00	.00	.00	.00
MBIA MUNICIPAL INVESTORS SERV	.00	.00	.00	.00
FUND TOTALS	4,947.84	.00	.00	4,947.84
2020 595 SHERIFF TLEOSE FUND	8,192.97	.00	370.00	7,822.97
CASH	8,192.97	.00	.00	8,192.97
MBIA MUNICIPAL INVESTORS SESRV	.00	.00	.00	.00
FUND TOTALS	8,192.97	.00	370.00	7,822.97
2020 596 DA TLEOSE FUND	1,613.10	.00	.00	1,613.10
CASH	1,613.10	.00	.00	1,613.10
MBIA MUNICIPAL INVESTORS SERV	.00	.00	.00	.00
FUND TOTALS	1,613.10	.00	.00	1,613.10
2020 600 JUSTICE COURT TECHNOLOGY FUND	6,999.75	822.52	.00	7,822.27
CASH	48,358.63	.00	.00	48,358.63
TIME DEPOSIT ON ACCOUNT	.00	.00	.00	.00
MBIA MUNICIPAL INVESTORS SERV	.00	.00	.00	.00
FUND TOTALS	55,358.38	822.52	.00	56,180.90
2020 800 CONTRIBUTION RELIEF FUND	16,082.93	.00	.00	16,082.93
CASH	16,082.93	.00	.00	16,082.93
TIME DEPOSIT ON ACCOUNT	.00	.00	.00	.00
FUND TOTALS	16,082.93	.00	.00	16,082.93
2020 802 VETERAN'S MEMORIAL WALL FUND	.00	.00	.00	.00
CASH	.00	.00	.00	.00
TIME DEPOSIT ON ACCOUNT	.00	.00	.00	.00
FUND TOTALS	.00	.00	.00	.00
2020 803 HISTORICAL COMMISSION	1,663.87	1,354.72	.00	3,018.59
HISTORICAL COMMISSION CASH	5,251.67	.00	.00	5,251.67
TIME DEPOSIT ON ACCOUNT	.00	.00	.00	.00
FUND TOTALS	6,915.54	1,354.72	.00	8,270.26
2020 804 VAN TORNADO-ASSISTANCE	.00	.00	.00	.00
VAN TORNADO-ASSISTANCE-CASH	.00	.00	.00	.00
VTASST-TIME DEPOSITON ACCOUNT	.00	.00	.00	.00
FUND TOTALS	.00	.00	.00	.00
2020 805 FEMA - DEC 2015 STORM	.00	.00	.00	.00
CASH	.00	.00	.00	.00

ACCOUNT NAME	BEGINNING CASH BALANCE	CASH RECEIPTS	CASH DISBURSEMENTS	ENDING CASH BALANCE
2020 806 FEMA APRIL 2016 STORM				
CASH	.00	.00	.00	.00
TIME DEPOSIT ON ACCOUNT	.00	.00	.00	.00
FUND TOTALS	.00	.00	.00	.00
2020 807 HAZARD MITIGATION GRANT				
CASH	35,214.25	.00	.00	35,214.25
TIME DEPOSIT ON ACCOUNT	.00	.00	.00	.00
MBIA MUNICIPAL INVESTORS SERV	.00	.00	.00	.00
FUND TOTALS	35,214.25	.00	.00	35,214.25
2020 808 COURTHOUSE PLANNING GRANT				
CASH	.00	.00	.00	.00
WATER GRANT CASH	.00	.00	.00	.00
FUND TOTALS	.00	.00	.00	.00
2020 809 PRETRIAL INTERVENTION PROGRAM				
CASH	9,250.00	2,000.00	10,000.00	1,250.00
TIME DEPOSIT ON ACCOUNT	39,540.08	10,000.00	.00	49,540.08
FUND TOTALS	48,790.08	12,000.00	10,000.00	50,790.08
2020 810 SHERIFF JUSTICE FORFEITURE FUN				
CASH	2,614.14	.00	.00	2,614.14
TIME DEPOSIT ON ACCOUNT	15,341.54	.00	.00	15,341.54
FUND TOTALS	17,955.68	.00	.00	17,955.68
2020 811 SHERIFF TREASURY FORFEITURE FU				
CASH	.00	.00	.00	.00
TIME DEPOSIT ON ACCOUNT	.00	.00	.00	.00
FUND TOTALS	.00	.00	.00	.00
2020 812 CONSTABLE PCT #1 FORFEITURE FU				
CASH	500.00	.00	.00	500.00
TIME DEPOSIT ON ACCOUNT	.00	.00	.00	.00
FUND TOTALS	500.00	.00	.00	500.00
2020 813 VOICES - JUV CJD GRANT				
VOICES - CJD JUV GRANT	5,903.55	.00	3,758.80	9,662.35
TIME DEPOSIT ON ACCOUNT	.00	.00	.00	.00
FUND TOTALS	5,903.55	.00	3,758.80	9,662.35
2020 814 LOCAL TRUANCY PREVENTION & DIV				
CASH	.00	.00	.00	.00
TIME DEPOSIT ON ACCOUNT	.00	.00	.00	.00
FUND TOTALS	.00	.00	.00	.00
GRAND TOTALS	8,208,869.23	10,031,201.82	7,381,485.77	10,858,585.28

ACCOUNT NUMBER	ACCOUNT NAME	DATE	AMDMT NUMBER	OLD BUDGET AMOUNT	AMENDED BUDGET AMOUNT	DESCRIPTION	AMOUNT OF CHANGE	CLK
2020 010-409-402	CONTRACT SERVICES	10/30/2019	200007	.00	7,000.00	LINE ITEM TRANSFER	7,000.00	MK
2020 010-409-800	CONTINGENCY EXPENDITURES - NON DEPARTMENT	10/30/2019	200007	370,000.00	363,000.00	LINE ITEM TRANSFER	7,000.00-	MK
			TOTAL AMENDMENTS	2	TOTAL CHANGES		.00	
2020 010-503-572	OFFICE EQUIPMENT	11/27/2019	200011	77,000.00	76,923.91	LINE ITEM TRANSFER	76.09-	MK
2020 010-503-588	FINANCING LEASE IN	11/27/2019	200011	1,018.00	1,025.59	LINE ITEM TRANSFER	7.59	MK
2020 010-503-589	EQUIPMENT PAYMENTS	11/27/2019	200011	31,764.39	31,832.89	LINE ITEM TRANSFER	68.50	MK
			TOTAL AMENDMENTS	3	TOTAL CHANGES		.00	
2020 010-551-428	FUEL AND LUBRICANT	01/08/2020	200020	1,000.00	500.00	LINE ITEM TRANSFER	500.00-	MK
2020 010-551-451	AUTO MAINTENANCE	01/08/2020	200020	1,000.00	1,500.00	LINE ITEM TRANSFER	500.00	MK
			TOTAL AMENDMENTS	2	TOTAL CHANGES		.00	
2020 021-380-200	FINANCING ISSURANC	10/17/2019	200006	.00	120,970.00-	INCREASE REVENUE & EXPENSE	120,970.00-	MK
			TOTAL AMENDMENTS	1	TOTAL CHANGES		120,970.00-	
2020 021-621-571	EQUIPMENT PURCHASE	10/17/2019	200006	50,000.00	170,970.00	INCREASE REVENUE & EXPENSE	120,970.00	MK
			TOTAL AMENDMENTS	1	TOTAL CHANGES		120,970.00	
2020 022-622-335	ROAD & BRIDGE MATE	10/10/2019	200005	1,276,523.00	1,269,523.00	LINE ITEM TRANSFER	7,000.00-	MK
2020 022-622-461	MACHINERY RENTAL	10/10/2019	200005	.00	7,000.00	LINE ITEM TRANSFER	7,000.00	MK
			TOTAL AMENDMENTS	2	TOTAL CHANGES		.00	
2020 023-623-335	ROAD & BRIDGE MATE	10/02/2019	200003	857,232.00	807,232.00	BUDGET CORRECTION	50,000.00-	MK
2020 023-623-402	CONTRACT SERVICES	10/02/2019	200003	3,500.00	53,500.00	BUDGET CORRECTION	50,000.00	MK
			TOTAL AMENDMENTS	2	TOTAL CHANGES		.00	
2020 024-364-100	SALE OF PROPERTY	12/26/2019	200018	.00	30,000.00-	INCREASE REV & EXP - SALE	30,000.00-	O MK
			TOTAL AMENDMENTS	1	TOTAL CHANGES		30,000.00-	
2020 024-624-335	ROAD & BRIDGE MATE	12/11/2019	200014	767,779.00	737,779.00	LINE ITEM TRANSFER - EQUIP	30,000.00-	MK
2020 024-624-335	ROAD & BRIDGE MATE	12/26/2019	200018	737,779.00	767,779.00	INCREASE REV & EXP - SALE	30,000.00	O MK
2020 024-624-571	EQUIPMENT PURCHASE	11/27/2019	200011	.00	200,000.00	LINE ITEM TRANSFER - EQUIP	200,000.00	MK
2020 024-624-571	EQUIPMENT PURCHASE	12/11/2019	200014	200,000.00	230,000.00	LINE ITEM TRANSFER - EQUIP	30,000.00	MK
2020 024-624-800	CONTINGENCY	11/27/2019	200011	200,000.00	200,000.00	LINE ITEM TRANSFER - EQUIP	200,000.00-	MK
			TOTAL AMENDMENTS	5	TOTAL CHANGES		30,000.00	
2020 057-403-407	MICROFILMING	12/23/2019	200016	200,000.00	150,000.00	LINE ITEM TRANSFER	50,000.00-	MK
2020 057-403-462	OFFICE EQUIPMENT R	12/23/2019	200016	.00	50,000.00	LINE ITEM TRANSFER	50,000.00	MK
			TOTAL AMENDMENTS	2	TOTAL CHANGES		.00	
2020 131-512-310	OFFICE SUPPLIES -	12/23/2019	200017	10,383.00	9,097.05	LINE ITEM TRANSFER	1,285.95-	MK
2020 131-512-312	OFFICE SUPPLIES -	10/02/2019	200004	2,000.00	7,000.00	BUDGET CORRECTION	5,000.00	MK
2020 131-512-339	UNIFORMS	11/27/2019	200012	5,500.00	13,500.00	LINE ITEM TRANSFER	8,000.00	MK
2020 131-512-402	CONTRACT SERVICES	11/27/2019	200012	250,000.00	242,000.00	LINE ITEM TRANSFER	8,000.00-	MK
2020 131-512-572	OFFICE EQUIPMENT	12/23/2019	200017	750.00	2,035.95	LINE ITEM TRANSFER	1,285.95	MK
			TOTAL AMENDMENTS	5	TOTAL CHANGES		5,000.00	
2020 541-344-104	DRUG TESTING	11/19/2019	200009	.00	21,000.00-	LINE ITEM TRANS - ADULT	21,000.00-	BAL MK
2020 541-344-105	GLOBAL POSITIONING	11/19/2019	200009	21,000.00-	TOTAL CHANGES	LINE ITEM TRANS - ADULT	21,000.00	BAL MK
			TOTAL AMENDMENTS	2	TOTAL CHANGES		.00	
2020 544-574-419	PROFESSIONAL FEES	11/19/2019	200010	.00	337.00	LINE ITEM TRANS - ADULT	337.00	BA2 MK
2020 544-574-572	EQUIPMENT	11/19/2019	200010	337.00	337.00-	LINE ITEM TRANS - ADULT	337.00-	BA2 MK
			TOTAL AMENDMENTS	2	TOTAL CHANGES		.00	

ACCOUNT NUMBER	ACCOUNT NAME	DATE	AMDMT NUMBER	OLD BUDGET AMOUNT	AMENDED BUDGET AMOUNT	AMOUNT OF CHANGE	DESCRIPTION	CLK
2020 547-333-114	GRANT R - ALLOCATI	10/31/2019	200008	7,812.00	7,812.50	.50	JUVENILE BA #3	MK
			TOTAL AMENDMENTS	1	TOTAL CHANGES	.50		
2020 547-581-412	NON RESIDENTIAL SRV	09/18/2019	200002	.00	4,960.00	4,960.00	JUV GRANT R INCREASE	MK
2020 547-581-414	MH COUNSELLING - R	10/31/2019	200008	7,812.00	7,812.50	.50	JUVENILE BA #3	MK
	EXPENDITURES - TJCP PROBATION		TOTAL AMENDMENTS	2	TOTAL CHANGES	.50		
2020 547-587-411	RESIDENTIAL SERVIC	09/18/2019	200001	.00	1,017.48	1,017.48	JUV GRANT A INCREASE	MK
	EXPENDITURES - TJCP RESIDENTIA		TOTAL AMENDMENTS	1	TOTAL CHANGES	1,017.48		
2020 549-585-414	MENTAL HEALTH COUN	12/26/2019	200019	8,551.00	5,555.00	2,996.00	JUV BUDGET ADJUSTMENT	MK
2020 549-585-416	PSYCHO EVAL	12/26/2019	200019	.00	2,996.00	2,996.00	JUV BUDGET ADJUSTMENT	MK
	EXPENDITURES - CCP PROBATION		TOTAL AMENDMENTS	2	TOTAL CHANGES	.00		
2020 556-333-118	GRANT PROCEEDS	12/11/2019	200015	.00	83,593.00	83,593.00	JUV BA #4	MK
			TOTAL AMENDMENTS	1	TOTAL CHANGES	83,593.00		
2020 556-582-103	SALARIES - EMPLOYE	12/11/2019	200015	.00	24,319.00	24,319.00	JUV BA #4	MK
2020 556-582-411	PROGRAM OR SERVICE	12/11/2019	200015	.00	57,200.00	57,200.00	JUV BA #4	MK
2020 556-582-572	EQUIPMENT	12/11/2019	200015	.00	2,074.00	2,074.00	JUV BA #4	MK
			TOTAL AMENDMENTS	3	TOTAL CHANGES	83,593.00		



P.O. Box 3188 • Longview, Texas 75606 • 903-237-5500

MEMBER FDIC EQUAL HOUSING LENDER



Return Service Requested

Date 12/31/19
PRIMARY ACCOUNT
ENCLOSURES

Page 1
411



TXBT TREASURER OF VAN ZANDT COUNTY
FINANCIAL CLEARING
121 E DALLAS RM 101
CANTON TX 75103

CHECKING ACCOUNT

PUBLIC FUNDS CHECKING
ACCOUNT NUMBER
PREVIOUS BALANCE 1,193,867.97
28 DEPOSITS 5,517,468.25
423 CHECKS/DEBITS 5,722,842.72
SERVICE CHARGE .00
INTEREST PAID .00
CURRENT BALANCE 988,493.50
NUMBER OF ENCLOSURES 411
Statement Dates 12/02/19 thru 12/31/19
DAYS IN STATEMENT PERIOD 30
AVERAGE LEDGER 1,460,653.26
AVERAGE COLLECTED 1,457,976.60

DEPOSITS AND OTHER CREDITS

Table with 3 columns: Date, Description, Amount. Rows include deposits from INV-PAYMTS JUVENILE JUSTICE, DEPOSIT, PAY VZ CO APPRAISAL, WIRE TRANSFER CREDIT, and INV-PAYMTS COMP JUDICIARY.

NOTICE: SEE REVERSE SIDE FOR IMPORTANT INFORMATION

018451



NO INS

TXBT-024-018337-001-023-200103 018451 X03
75103149626



Date 12/31/19
 PRIMARY ACCOUNT
 ENCLOSURES

Page 2
 [REDACTED]
 411

TREASURER OF VAN ZANDT COUNTY
 FINANCIAL CLEARING
 121 E DALLAS RM 101
 CANTON TX 75103

PUBLIC FUNDS CHECKING [REDACTED] (Continued)

DEPOSITS AND OTHER CREDITS		
Date	Description	Amount
12/09	INVEST PUBLIC TRUST AD CTX	159,904.92
12/10	INV-PAYMTS TX AGRICULTURE CTX	2,284.00
12/11	DEPOSIT	34,387.32
12/12	DEPOSIT	91,460.54
12/18	DEPOSIT	15,406.53
12/18	DEPOSIT	43,170.49
12/19	INV-PAYMTS COMP JUDICIARY CTX	5,050.00
12/19	DEPOSIT	40,539.92
12/20	PAY VZ CO APPRAISAL PPD	550,887.92
12/20	PAY VZ CO APPRAISAL PPD	3,114,914.70
12/20	DEPOSIT	25,590.35
12/23	INV-PAYMTS TX DPT CRIML JST CTX	389.10
12/23	INV-PAYMTS TX DPT CRIML JST CTX	695.40
12/23	INV-PAYMTS TX DPT CRIML JST CTX	707.00
12/23	Trsf from Debt services Reimburse-General Fund Confirmation number 1223190095	50,000.00
12/24	INV-PAYMTS JUVENILE JUSTICE CTX	5,190.00
12/27	DEPOSIT	60,541.32

WITHDRAWALS AND OTHER DEBITS		
Date	Description	Amount
12/02	CHILDSUPP Texas SDU CCD 193330001352711	1,393.54-
12/02	FLEET DEBI WEX INC CCD 9100000739575	11,908.67-
12/03	Transf to Jury Clearing Jury checks	2,088.00-

TXBT-024-018337-001-023-200103 018451 X03

TREASURER OF VAN ZANDT COUNTY
FINANCIAL CLEARING
121 E DALLAS RM 101
CANTON TX 75103

PUBLIC FUNDS CHECKING

██████████ (Continued)

Date	Description	Amount
12/06	Confirmation number 1203190076 Transf to Debt Services debt service transfer	77,634.87-
12/06	Confirmation number 1206190064 Transf to Debt Services debt service transfer	50,000.00-
12/10	Confirmation number 1206190065 Transf to Debt Services debt service transfer	159,904.92-
12/10	Confirmation number 1210190017 Transf to Debt Services debt service transfer	7,980.85-
12/10	Confirmation number 1210190018 Transf to Jury Clearing Jury Checks	678.00-
12/11	Confirmation number 1210190054 Transf to Payroll Clearing Payroll 12/13/2019	230,141.53-
12/12	Confirmation number 1211190103 USATAXPYMT IRS CCD 220974604409142	70,136.24-
12/13	PAYMENTS NATIONWIDE PPD	2,925.00-
12/16	RECEIVABLE TEXAS COUNTY DRS CCD 0333	157.20-
12/16	CHILDSUPP Texas SDU CCD 193470001372035	1,130.46-
12/16	RECEIVABLE TEXAS COUNTY DRS CCD 0333	127,278.83-
12/20	LOCATION #78331 ACCT #2340100001 PIN #113282 WIRE TRANSFER DEBIT TEX POOL	3,000,000.00-
12/20	Transf to Debt Services debt service transfer Confirmation number 1220190089	245,225.19-
12/26	VAN ZANDT COUNTY CSCD 0234	4,140.23-



Date 12/31/19
 PRIMARY ACCOUNT
 ENCLOSURES

Page 4
 [REDACTED]
 411

TREASURER OF VAN ZANDT COUNTY
 FINANCIAL CLEARING
 121 E DALLAS RM 101
 CANTON TX 75103

PUBLIC FUNDS CHECKING [REDACTED] (Continued)

WITHDRAWALS AND OTHER DEBITS

Date	Description	Amount
	WIRE TRANSFER DEBIT	
	TDCJ	
12/26	Transf to Payroll Clearing Payroll 12/27/2019 Confirmation number 1226190036	212,896.26-
12/26	FLEET DEBI WEX INC CCD 9100000739575	8,087.47-
12/27	PAYMENTS NATIONWIDE PPD	2,925.00-
12/27	USATAXPYMT IRS CCD 220976110096609	62,235.34-
12/30	CHILDSUPP Texas SDU CCD 193610001389017	1,130.46-
12/31	PAYMENT VISA \WEB	1,510.21-

CHECKS IN NUMERICAL ORDER

Date	Check No	Amount	Date	Check No	Amount
12/09	68547	5,671.97	12/04	68936	25.00
12/03	68594*	1,237.00	12/04	68937	25.00
12/11	68821*	2,454.50	12/04	68942*	40.00
12/03	68829*	1,206.06	12/02	68955*	104.73
12/26	68834*	600.53	12/02	68964*	230.72
12/05	68869*	600.53	12/03	68965	149.00
12/04	68873*	1,275.00	12/20	68972*	13.00
12/02	68884*	600.53	12/02	68973	5,363.00
12/03	68895*	914.81	12/09	68975*	150.00
12/02	68903*	315.00	12/03	68977*	400.00
12/03	68913*	1,350.00	12/02	68980*	75.00
12/03	68917*	996.19	12/06	68982*	114.00
12/03	68922*	25.00	12/04	68983	441.40
12/02	68924*	25.00	12/05	68984	5,296.64
12/02	68925	25.00	12/02	68985	101.88
12/10	68926	25.00	12/05	68986	49.95
12/05	68930*	25.00	12/03	68987	67.49
12/03	68934*	25.00	12/09	68988	38.32
12/06	68935	25.00	12/03	68989	90.30

* Indicates break in check number sequence

TXBT-024-018337-001-023-200103 018451 X03

TREASURER OF VAN ZANDT COUNTY
FINANCIAL CLEARING
121 E DALLAS RM 101
CANTON TX 75103

PUBLIC FUNDS CHECKING

██████████ (Continued)

CHECKS IN NUMERICAL ORDER

Date	check No	Amount	Date	check No	Amount
12/03	68990	378.82	12/04	69030	1,926.37
12/02	68991	64.74	12/11	69031	2,841.50
12/04	68993*	2,050.00	12/03	69032	19,400.00
12/05	68994	39.99	12/04	69033	132.11
12/05	68995	15.00	12/03	69034	575.00
12/05	68996	350.00	12/03	69035	26,268.13
12/04	68997	16,948.85	12/05	69036	530.00
12/04	68998	4,227.54	12/04	69037	219.81
12/03	68999	175.00	12/05	69038	240.56
12/06	69000	64.35	12/02	69039	474.00
12/09	69001	116.05	12/09	69040	931.11
12/03	69002	332.84	12/03	69041	87.97
12/04	69003	68.65	12/04	69043*	725.00
12/04	69004	4,046.39	12/03	69044	73.50
12/06	69005	105.00	12/02	69045	125.95
12/09	69006	200.00	12/05	69046	1,141.42
12/04	69007	11,671.13	12/04	69047	30.00
12/13	69008	2,625.00	12/03	69048	60,606.93
12/02	69009	18,232.58	12/17	69049	2,000.00
12/03	69010	512.54	12/03	69050	67.99
12/04	69011	73.75	12/09	69051	3,887.00
12/10	69012	118.66	12/06	69053*	197.00
12/05	69013	2,266.00	12/06	69054	96.08
12/04	69014	4,324.54	12/06	69056*	1,560.00
12/04	69015	2,044.58	12/04	69057	9,554.60
12/09	69016	41.36	12/03	69058	500.00
12/12	69017	212.70	12/04	69059	4,636.77
12/03	69018	32,858.48	12/04	69060	100.05
12/02	69019	60.00	12/10	69061	187.00
12/13	69020	63.84	12/05	69062	35.00
12/03	69021	374.70	12/02	69063	1,220.00
12/09	69022	648.27	12/03	69064	504.00
12/04	69023	1,287.71	12/06	69065	7,341.06
12/04	69024	430.00	12/24	69066	5.50
12/03	69025	204.59	12/04	69067	2,000.00
12/04	69026	180.27	12/05	69068	3,576.30
12/05	69027	315.40	12/06	69069	12,250.00
12/09	69028	213.99	12/09	69070	500.00
12/05	69029	265.35	12/04	69071	60.00

* Indicates break in check number sequence



Date 12/31/19
 PRIMARY ACCOUNT
 ENCLOSURES

Page 6
 [REDACTED]
 411

TREASURER OF VAN ZANDT COUNTY
 FINANCIAL CLEARING
 121 E DALLAS RM 101
 CANTON TX 75103

PUBLIC FUNDS CHECKING [REDACTED] (Continued)

CHECKS IN NUMERICAL ORDER

Date	Check No	Amount	Date	Check No	Amount
12/03	69073*	5,610.54	12/11	69114	1,412.42
12/09	69074	341.57	12/10	69115	78.65
12/26	69075	35.96	12/10	69116	56.39
12/10	69076	230.04	12/16	69117	79.32
12/03	69077	3,599.23	12/06	69118	5,545.96
12/02	69078	6.20	12/11	69119	682.53
12/06	69079	725.00	12/17	69120	47.27
12/03	69081*	900.00	12/11	69121	149.69
12/04	69082	1,350.00	12/12	69122	277.00
12/04	69083	1,339.87	12/19	69123	3,104.49
12/03	69084	337.12	12/10	69124	599.02
12/03	69085	1,007.78	12/11	69125	42.01
12/04	69086	148.69	12/09	69126	49.68
12/04	69087	350.00	12/20	69127	91.50
12/04	69088	732.60	12/10	69128	16.50
12/16	69089	20.53	12/12	69129	260.00
12/06	69090	103.10	12/10	69130	1,149.00
12/06	69091	219.57	12/11	69131	393.50
12/05	69092	100.00	12/10	69133*	721.99
12/19	69093	15.00	12/09	69134	64.74
12/03	69094	44,782.34	12/12	69135	75.79
12/13	69095	120.21	12/12	69136	190.05
12/10	69096	46.73	12/13	69137	4,066.25
12/06	69097	58.63	12/10	69138	85.62
12/06	69098	6.42	12/10	69139	1,236.04
12/02	69099	4,535.00	12/10	69140	120,099.86
12/04	69100	122.61	12/11	69141	30.10
12/06	69102*	1,480.12	12/11	69142	408.40
12/06	69103	1,879.03	12/11	69143	1,783.47
12/02	69104	311.80	12/16	69144	140.43
12/03	69105	151.96	12/16	69145	71.05
12/04	69106	1,051.51	12/10	69146	1,426.77
12/02	69107	4,363.00	12/12	69147	31.39
12/12	69108	25.00	12/17	69148	348.48
12/09	69109	2,145.03	12/17	69149	31.05
12/05	69110	9,000.00	12/17	69150	1,125.00
12/03	69111	14,634.56	12/17	69151	700.00
12/02	69112	3,778.17	12/17	69152	1,840.00
12/04	69113	624.91	12/17	69153	11,892.73

* Indicates break in check number sequence

TXBT-024-018337-001-023-200103 018451 X03

TREASURER OF VAN ZANDT COUNTY
FINANCIAL CLEARING
121 E DALLAS RM 101
CANTON TX 75103

PUBLIC FUNDS CHECKING

██████████ (Continued)

CHECKS IN NUMERICAL ORDER					
Date	Check No	Amount	Date	check No	Amount
12/23	69154	54.00	12/23	69197	170.00
12/17	69155	94,250.00	12/17	69198	73.89
12/20	69156	350.00	12/24	69200*	114.99
12/19	69157	92.22	12/23	69201	600.53
12/11	69158	8.00	12/17	69202	1,800.00
12/18	69159	14,768.17	12/17	69205*	146,671.59
12/23	69160	960.00	12/20	69206	46.51
12/17	69161	600.53	12/18	69208*	5,120.61
12/17	69162	3,226.36	12/23	69209	287.68
12/16	69163	509.60	12/11	69211*	176.50
12/16	69164	507.11	12/19	69212	673.15
12/17	69165	453.63	12/24	69213	134.95
12/18	69166	1,943.56	12/19	69214	35,846.00
12/17	69167	40,744.37	12/20	69215	2,409.89
12/17	69168	283.34	12/17	69216	169.51
12/17	69169	882.10	12/31	69217	600.53
12/16	69170	197.71	12/20	69218	3,722.12
12/20	69171	1,600.00	12/13	69219	1,250.00
12/18	69172	11,431.99	12/18	69220	207.50
12/11	69173	7,657.50	12/16	69221	1,949.99
12/19	69175*	276.65	12/18	69222	238.56
12/26	69176	600.53	12/19	69223	160.00
12/17	69178*	3,600.00	12/20	69224	150.00
12/19	69179	80.00	12/31	69225	110.00
12/20	69180	4,000.00	12/23	69226	197.96
12/26	69181	600.53	12/18	69227	24.00
12/17	69182	59.43	12/24	69228	200.00
12/13	69183	4,800.00	12/23	69229	54.41
12/16	69184	797.30	12/17	69230	41,600.46
12/17	69185	142.89	12/17	69231	350.00
12/18	69186	2,983.58	12/23	69232	600.00
12/18	69188*	6,561.65	12/17	69233	616.44
12/17	69189	316.02	12/18	69234	102.95
12/20	69190	600.00	12/16	69235	100.00
12/18	69191	224.25	12/17	69236	93.82
12/17	69192	1,045.00	12/18	69237	432.27
12/17	69194*	350.00	12/18	69238	480.00
12/19	69195	120.00	12/17	69239	79.62
12/17	69196	2,028.36	12/18	69240	3,250.34

* Indicates break in check number sequence



Date 12/31/19
 PRIMARY ACCOUNT
 ENCLOSURES

Page 8
 [REDACTED]
 411

TREASURER OF VAN ZANDT COUNTY
 FINANCIAL CLEARING
 121 E DALLAS RM 101
 CANTON TX 75103

PUBLIC FUNDS CHECKING [REDACTED] (Continued)

CHECKS IN NUMERICAL ORDER

Date	Check No	Amount	Date	Check No	Amount
12/18	69241	2,229.07	12/30	69284	335.00
12/17	69242	792.53	12/27	69285	955.04
12/20	69244*	42.00	12/31	69286	524.29
12/16	69245	148.60	12/30	69287	1,361.57
12/18	69246	341.00	12/30	69288	4,454.68
12/23	69247	600.53	12/30	69289	261.07
12/18	69248	90.97	12/30	69290	9.33
12/18	69249	199.18	12/30	69291	24.70
12/27	69250	170.00	12/30	69292	21.60
12/17	69251	18,586.47	12/31	69293	600.00
12/13	69252	2,479.19	12/31	69294	317.56
12/19	69253	406.53	12/30	69295	2,775.34
12/12	69254	61,649.83	12/30	69297*	49.35
12/17	69255	635.00	12/31	69298	242.00
12/23	69257*	38.25	12/27	69299	2,500.00
12/23	69258	52.71	12/31	69302*	94.00
12/23	69259	28.50	12/30	69303	516.46
12/30	69260	5,190.00	12/31	69305*	70.41
12/20	69261	368.20	12/31	69307*	87.74
12/23	69262	50.00	12/31	69308	341.76
12/20	69264*	64.74	12/27	69310*	430.00
12/20	69265	2,000.00	12/26	69312*	87,120.00
12/23	69266	270.63	12/27	69313	1,000.00
12/23	69267	420.00	12/27	69314	1,489.62
12/24	69268	707.54	12/31	69315	569.82
12/27	69269	533.09	12/30	69316	1,832.65
12/23	69270	298.00	12/31	69317	162.00
12/20	69271	443.01	12/31	69318	324.00
12/31	69272	174.70	12/30	69319	3,146.73
12/26	69273	1,052.03	12/27	69320	105.00
12/20	69274	105.00	12/31	69321	7.76
12/30	69275	2,100.00	12/31	69322	33.17
12/24	69276	667.61	12/27	69323	750.00
12/24	69277	779.29	12/23	69324	200.00
12/23	69278	64.74	12/30	69327*	99.16
12/24	69279	3,000.00	12/30	69329*	1,000.00
12/23	69280	750.00	12/30	69332*	290.86
12/24	69281	200.00	12/27	69333	57.70
12/24	69283*	455.00	12/27	69334	1,500.00

* Indicates break in check number sequence

TXBT-024-018337-001-023-200103 018451 X03

TREASURER OF VAN ZANDT COUNTY
 FINANCIAL CLEARING
 121 E DALLAS RM 101
 CANTON TX 75103

PUBLIC FUNDS CHECKING

[REDACTED] (Continued)

CHECKS IN NUMERICAL ORDER

Date	check No	Amount	Date	Check No	Amount
12/30	69335	1,050.00	12/31	69372	90.00
12/24	69336	38.46	12/27	69373	1,208.00
12/30	69338*	100.00	12/27	69375*	395.00
12/30	69339	25.94	12/30	69376	50.00
12/27	69340	355.00	12/27	69377	28,033.49
12/30	69341	1,206.00	12/23	69378	850.00
12/27	69344*	270.00	12/27	69379	253.00
12/30	69345	104.85	12/27	69380	122.52
12/31	69346	187.00	12/30	69382*	927.50
12/30	69347	128.11	12/30	69383	340.32
12/27	69348	198.04	12/31	69386*	777.81
12/30	69351*	27.90	12/31	69387	151.96
12/27	69353*	5,725.26	12/31	69388	1,890.00
12/30	69355*	19.84	12/27	69389	47.78
12/30	69356	765.20	12/30	69391*	12.50
12/27	69357	4,353.96	12/26	69392	20.70
12/27	69358	1,122.61	12/27	69393	11,746.02
12/30	69360*	218.22	12/31	69394	1,400.00
12/27	69361	3,715.55	12/24	69395	17,622.30
12/30	69362	19.00	12/26	69396	1,414.91
12/27	69365*	1,650.43	12/27	69398*	60,180.98
12/31	69368*	34,670.00	12/31	69399	37.32
12/31	69369	78.36	12/31	69405*	62.75
12/31	69370	582.00	12/30	69409*	42.99
12/30	69371	645.00	12/31	69411*	299.52

* Indicates break in check number sequence

DAILY BALANCE INFORMATION

Date	Balance	Date	Balance	Date	Balance
12/02	1,140,553.46	12/11	1,615,646.75	12/20	1,488,320.84
12/03	944,647.60	12/12	1,574,249.29	12/23	1,533,564.40
12/04	2,019,346.40	12/13	1,555,919.80	12/24	1,514,828.76
12/05	2,038,946.63	12/16	1,422,831.67	12/26	1,198,259.61
12/06	1,947,911.44	12/17	1,045,395.78	12/27	1,064,772.50
12/09	2,121,798.12	12/18	1,053,343.15	12/30	1,034,490.17
12/10	1,829,441.08	12/19	1,058,159.03	12/31	988,493.50



Date 12/31/19
PRIMARY ACCOUNT
ENCLOSURES

Page 10
[REDACTED]
411

TREASURER OF VAN ZANDT COUNTY
FINANCIAL CLEARING
121 E DALLAS RM 101
CANTON TX 75103

PUBLIC FUNDS CHECKING [REDACTED] (Continued)

END OF STATEMENT

TXBT-024-018337-001-023-200103 018451 X03

TexPool Participant Services
 C/O Federated Investors Inc.
 1001 Texas Avenue, Suite 1150
 Houston, TX 77002



Participant Statement

VAN ZANDT COUNTY
 FINANCIAL CLEARING FUND
 ATTN KENNY EDWARDS
 121 E DALLAS ST STE 101
 CANTON TX 75103-1496

Statement Period **12/01/2019 - 12/31/2019**

Page 1 of 2

Customer Service 1-866-TEX-POOL
 Location ID 000078331
 Investor ID 000009623

TexPool Update

Visit the TexPool.com Resources page to view the latest newsletters. You'll find market commentary, performance data, upcoming events, and relevant portfolio information. Get all of the TexPool news you need, updated each month.

TexPool Summary

Pool Name	Beginning Balance	Total Deposits	Total Withdrawals	Total Interest	Current Balance	Average Balance
Texas Local Government Investment Pool	\$6,134,503.25	\$3,000,000.00	\$7,980.85	\$10,028.54	\$9,136,550.94	\$7,290,195.80
Total Dollar Value	\$6,134,503.25	\$3,000,000.00	\$7,980.85	\$10,028.54	\$9,136,550.94	

Portfolio Value

Pool Name	Pool/Account	Market Value (12/01/2019)	Share Price (12/31/2019)	Shares Owned (12/31/2019)	Market Value (12/31/2019)
Texas Local Government Investment Pool	[REDACTED]	\$6,134,503.25	\$1.00	9,136,550.940	\$9,136,550.94
Total Dollar Value		\$6,134,503.25			\$9,136,550.94

Interest Summary

Pool Name	Pool/Account	Month-to-Date Interest	Year-to-Date Interest
Texas Local Government Investment Pool	[REDACTED]	\$10,028.54	\$217,921.67
Total		\$10,028.54	\$217,921.67




Transaction Detail

Texas Local Government Investment Pool

Participant: VAN ZANDT COUNTY

Pool/Account: ██████████

Transaction Date	Settlement Date	Transaction Description	Transaction Dollar Amount	Share Price	Shares This Transaction	Shares Owned
12/01/2019	12/01/2019	BEGINNING BALANCE	\$6,134,503.25	\$1.00		6,134,503.250
12/09/2019	12/09/2019	WITHDRAWAL	\$7,980.85	\$1.00	7,980.850	6,126,522.400
12/20/2019	12/20/2019	TRANSFER DEPOSIT	\$3,000,000.00	\$1.00	3,000,000.000	9,126,522.400
12/31/2019	12/31/2019	MONTHLY POSTING	\$10,028.54	\$1.00	10,028.540	9,136,550.940
Account Value as of 12/31/2019			\$9,136,550.94	\$1.00		9,136,550.940





Summary Statement

December 2019

Van Zandt County

121 East Dallas Street, Room 101
Canton, TX 75103

TXCLASS

Average Monthly Yield: 1.88%

	Beginning Balance	Contributions	Withdrawals	Income Earned	Income Earned YTD	Average Daily Balance	Month End Balance
██████████ FINANCIAL CLEARING	787,665.32	0.00	159,904.92	1,069.55	18,196.92	669,616.46	628,829.95
Total	787,665.32	0.00	159,904.92	1,069.55	18,196.92	669,616.46	628,829.95



Account Statement

December 2019

Van Zandt County

121 East Dallas Street, Room 101
Canton, TX 75103

TXCLASS [REDACTED]

Summary

Average Monthly Yield: 1.88%

	Beginning Balance	Contributions	Withdrawals	Income Earned	Average Daily Balance	Month End Balance
[REDACTED] FINANCIAL CLEARING	787,665.32	0.00	159,904.92	1,069.55	669,616.46	628,829.95

Transactions

Transaction Date	Transaction Description	Contributions & Income Earned	Withdrawals	Balance	Transaction Number
12/01/2019	Beginning Balance			787,665.32	
12/09/2019	Withdrawal		159,904.92		TX11301735
12/31/2019	Income Earned For The Period	1,069.55			
12/31/2019	Ending Balance			628,829.95	



Daily Rates

December 2019

TXCLASS

Date	Dividend Rate	Daily Yield
01-Dec-19	0.000051797	1.89%
02-Dec-19	0.000051944	1.90%
03-Dec-19	0.000051647	1.89%
04-Dec-19	0.000051475	1.88%
05-Dec-19	0.000051506	1.88%
06-Dec-19	0.000051373	1.88%
07-Dec-19	0.000051373	1.88%
08-Dec-19	0.000051373	1.88%
09-Dec-19	0.000051217	1.87%
10-Dec-19	0.000051140	1.87%
11-Dec-19	0.000051156	1.87%
12-Dec-19	0.000051107	1.87%
13-Dec-19	0.000051211	1.87%
14-Dec-19	0.000051211	1.87%
15-Dec-19	0.000051211	1.87%
16-Dec-19	0.000051647	1.89%
17-Dec-19	0.000051921	1.90%
18-Dec-19	0.000051921	1.90%
19-Dec-19	0.000051921	1.90%
20-Dec-19	0.000051647	1.89%
21-Dec-19	0.000051647	1.89%
22-Dec-19	0.000051647	1.89%
23-Dec-19	0.000051402	1.88%
24-Dec-19	0.000051373	1.88%
25-Dec-19	0.000051373	1.88%
26-Dec-19	0.000051373	1.88%
27-Dec-19	0.000051373	1.88%
28-Dec-19	0.000051373	1.88%
29-Dec-19	0.000051373	1.88%
30-Dec-19	0.000051647	1.89%
31-Dec-19	0.000053016	1.94%